

No.	Rider	Nat	Team	Bike	Class	Time	Gap	Rel.	Laps	Speed	
										Avg	Max
1	11 N. BULEGA	ITA	Aruba.it Racing - Ducati	Ducati Panigale V4R		1'29.101			25	179,594	320,1
2	22 A. LOWES	GBR	bimota by Kawasaki Racing Team	bimota KB998 Rimini		1'29.354	0.253	0.253	23	179,085	312,7
3	47 A. BASSANI	ITA	bimota by Kawasaki Racing Team	bimota KB998 Rimini		1'29.468	0.367	0.114	25	178,857	310,0
4	19 A. BAUTISTA	ESP	Barni Spark Racing Team	Ducati Panigale V4R	IND	1'29.482	0.381	0.014	25	178,829	313,6
5	34 L. BALDASSARRI	ITA	Team Goeleven	Ducati Panigale V4R	IND	1'29.484	0.383	0.002	25	178,825	313,6
6	14 S. LOWES	GBR	ELF Marc VDS Racing Team	Ducati Panigale V4R	IND	1'29.558	0.457	0.074	13	178,678	310,9
7	5 Y. MONTELLA	ITA	Barni Spark Racing Team	Ducati Panigale V4R	IND	1'29.582	0.481	0.024	25	178,630	315,4
8	7 I. LECUONA	ESP	Aruba.it Racing - Ducati	Ducati Panigale V4R		1'29.657	0.556	0.075	25	178,480	318,2
9	31 G. GERLOFF	USA	Kawasaki WorldSBK Team	Kawasaki ZX-10RR		1'29.699	0.598	0.042	26	178,397	314,5
10	97 X. VIERGE	ESP	Pata Maxus Yamaha	Yamaha YZF R1		1'29.806	0.705	0.107	22	178,184	315,4
11	9 D. PETRUCCI	ITA	ROKIT BMW Motorrad WorldSBK Team	BMW M1000 RR		1'29.834	0.733	0.028	23	178,129	315,4
12	55 A. LOCATELLI	ITA	Pata Maxus Yamaha	Yamaha YZF R1		1'30.060	0.959	0.226	23	177,682	312,7
13	88 M. OLIVEIRA	POR	ROKIT BMW Motorrad WorldSBK Team	BMW M1000 RR		1'30.294	1.193	0.234	24	177,221	313,6
14	95 T. MACKENZIE	GBR	MGM Optical Express Racing	Ducati Panigale V4R	IND	1'30.319	1.218	0.025	20	177,172	315,4
15	45 T. NAGASHIMA	JPN	Honda HRC	Honda CBR1000RR-R SP		1'30.320	1.219	0.001	21	177,170	317,2
16	17 R. VICKERS	GBR	Honda HRC	Honda CBR1000RR-R SP		1'30.322	1.221	0.002	28	177,166	310,9
17	62 S. MANZI	ITA	GYTR GRT Yamaha WorldSBK Team	Yamaha YZF R1		1'30.388	1.287	0.066	23	177,037	311,8
18	67 A. SURRA	ITA	Motocorsa Racing	Ducati Panigale V4R	IND	1'30.411	1.310	0.023	15	176,992	312,7
19	87 R. GARDNER	AUS	GYTR GRT Yamaha WorldSBK Team	Yamaha YZF R1		1'30.707	1.606	0.296	23	176,414	311,8
20	54 B. SOFUOGLU	TUR	Motoxracing WorldSBK Team	Yamaha YZF R1	IND	1'30.786	1.685	0.079	17	176,261	310,9
21	13 M. RATO	ITA	Motoxracing WorldSBK Team	Yamaha YZF R1	IND	1'31.839	2.738	1.053	25	174,240	308,2

Qualifying Lap Time [105% of 1'29.101]: **1'33.557**

AIR	Humidity:	72%	Temp:	22°C
TRACK	Condition:	Dry	Temp:	45°C

Records	Pole	[SP]	2024	N.Bulega	1'27.916	182,010	Km/h
	Race	[RC1]	2024	N.Bulega	1'28.564	180,680	Km/h
	All Times	[SP]	2024	N.Bulega	1'27.916	182,010	Km/h

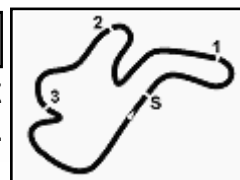
20/02/2026
Start 16:00
End 16:52

The results are provisional until the end of the time limit for protests and appeals and the completion of the technical checks.

Clerk Of The Course: **Paul Hinds**
Publication Time: **16:55**

These data/results cannot be reproduced, stored and/or transmitted in whole or in part by any manner of electronic, mechanical, photocopying, recording, broadcasting or otherwise now known or herein after developed without the previous express consent by the copyright owner, except for reproduction in daily press and regular printed publications on sale to the public within 60 days of the event related to those data/results and always provided that copyright symbol appears together as follows below.

© DORNA WSBK ORGANIZATION Srl 2026



Australian Round, 20-22 February 2026

Results Free Practice 2nd Session

Session Highlights

Local Time	No. Rider	Description
16.00.00		Start of Session
16.08.37		Yellow Flag Out - Turn 5
16.08.38		Yellow Flag Out - Turn 5
16.08.45	54 B. SOFUOGLU	#54 Crashed - Turn 4
16.08.54		Yellow Flag Out - Turn 5
16.08.56		Yellow Flag In - Turn 5
16.08.56		Riders Under Yellow Flag at Turn 5: #34 #9 #95 #67 #54 #19
16.09.00	54 B. SOFUOGLU	#54 Rejoined
16.09.28	54 B. SOFUOGLU	#54 Must immediately leave the track - Technical Problem
16.12.02		Yellow Flag Out - Turn 4
16.12.12	67 A. SURRA	#67 Crashed - Turn 4
16.12.31		Yellow Flag In - Turn 4
16.12.31		Riders Under Yellow Flag at Turn 5: #47 #22 #14 #11
16.12.33	67 A. SURRA	#67 Rejoined
16.17.16		RED FLAG
16.17.16		Yellow Flag Out - Turn 2
16.17.18		Yellow Flag In - Turn 2
16.23.00		Session Restart
16.31.54		Yellow Flag Out - Turn 1
16.32.12	14 S. LOWES	#14 Crashed - Turn 3
16.33.20		Yellow Flag In - Turn 1
16.33.21		Riders Under Yellow Flag at Turn 1: #87 #62 #34 #97 #7 #55 #5 #13 #22 #45 #19 #17 #31 #47 #9
16.48.07		Yellow Flag Out - Turn 4
16.48.18	22 A. LOWES	#22 Crashed - Turn 4
16.48.29		Yellow Flag In - Turn 4
16.48.29		Riders Under Yellow Flag at Turn 5: #7 #9 #87
16.48.39	22 A. LOWES	#22 Rejoined
16.52.29		End of Session

Fastest Laps Sequence

No.	Rider	Nat	Team	Bike	Local Time	Time	Gap	Avg
31	G. GERLOFF	USA	Kawasaki WorldSBK Team	Kawasaki ZX-10RR	16:03'11.616	1'30.916		176,009
7	I. LECUONA	ESP	Aruba.it Racing - Ducati	Ducati Panigale V4R	16:03'16.308	1'30.805	-0.111	176,224
5	Y. MONTELLA	ITA	Barni Spark Racing Team	Ducati Panigale V4R	16:03'21.882	1'30.573	-0.232	176,675
97	X. VIERGE	ESP	Pata Maxus Yamaha	Yamaha YZF R1	16:03'22.235	1'30.525	-0.048	176,769
47	A. BASSANI	ITA	bimota by Kawasaki Racing Team	bimota KB998 Rimini	16:04'06.124	1'29.633	-0.892	178,528
14	S. LOWES	GBR	ELF Marc VDS Racing Team	Ducati Panigale V4R	16:05'42.338	1'29.600	-0.033	178,594
22	A. LOWES	GBR	bimota by Kawasaki Racing Team	bimota KB998 Rimini	16:05'42.633	1'29.354	-0.246	179,085
11	N. BULEGA	ITA	Aruba.it Racing - Ducati	Ducati Panigale V4R	16:07'28.185	1'29.216	-0.138	179,362
11	N. BULEGA	ITA	Aruba.it Racing - Ducati	Ducati Panigale V4R	16:10'26.661	1'29.199	-0.017	179,397
11	N. BULEGA	ITA	Aruba.it Racing - Ducati	Ducati Panigale V4R	16:11'55.792	1'29.131	-0.068	179,533
11	N. BULEGA	ITA	Aruba.it Racing - Ducati	Ducati Panigale V4R	16:40'52.023	1'29.101	-0.030	179,594

20/02/2026 Start 16:00 End 16:52

The results are provisional until the end of the time limit for protests and appeals and the completion of the technical checks.

Clerk Of The Course: **Paul Hinds**
Publication Time: **16:55**

These data/results cannot be reproduced, stored and/or transmitted in whole or in part by any manner of electronic, mechanical, photocopying, recording, broadcasting or otherwise now known or herein after developed without the previous express consent by the copyright owner, except for reproduction in daily press and regular printed publications on sale to the public within 60 days of the event related to those data/results and always provided that copyright symbol appears together as follows below.

© DORNA WSBK ORGANIZATION Srl 2026

Australian Round, 20-22 February 2026

Free Practices Combined Results

Phillip Island 4.445 m

No.	Rider	Nat	Team	Bike	Class	FP1	FP2	Time	Gap	Rel.	Avg	LL
1	11 N. BULEGA	ITA	Aruba.it Racing - Ducati	Ducati Panigale V4R		1'28.858	1'29.101	1'28.858			180,085	46
2	22 A. LOWES	GBR	bimota by Kawasaki Racing Team	bimota KB998 Rimini		1'29.615	1'29.354	1'29.354	0.496	0.496	179,085	43
3	14 S. LOWES	GBR	ELF Marc VDS Racing Team	Ducati Panigale V4R	IND	1'29.382	1'29.558	1'29.382	0.524	0.028	179,029	33
4	47 A. BASSANI	ITA	bimota by Kawasaki Racing Team	bimota KB998 Rimini		1'29.547	1'29.468	1'29.468	0.610	0.086	178,857	44
5	19 A. BAUTISTA	ESP	Barni Spark Racing Team	Ducati Panigale V4R	IND	1'29.710	1'29.482	1'29.482	0.624	0.014	178,829	46
6	34 L. BALDASSARRI	ITA	Team Goeven	Ducati Panigale V4R	IND	1'29.669	1'29.484	1'29.484	0.626	0.002	178,825	49
7	5 Y. MONTELLA	ITA	Barni Spark Racing Team	Ducati Panigale V4R	IND	1'29.561	1'29.582	1'29.561	0.703	0.077	178,672	43
8	7 I. LECUONA	ESP	Aruba.it Racing - Ducati	Ducati Panigale V4R		1'29.759	1'29.657	1'29.657	0.799	0.096	178,480	49
9	31 G. GERLOFF	USA	Kawasaki WorldSBK Team	Kawasaki ZX-10RR		1'29.692	1'29.699	1'29.692	0.834	0.035	178,411	44
10	88 M. OLIVEIRA	POR	ROKiT BMW Motorrad WorldSBK Team	BMW M1000 RR		1'29.746	1'30.294	1'29.746	0.888	0.054	178,303	45
11	97 X. VIERGE	ESP	Pata Maxus Yamaha	Yamaha YZF R1		1'29.809	1'29.806	1'29.806	0.948	0.060	178,184	43
12	9 D. PETRUCCI	ITA	ROKiT BMW Motorrad WorldSBK Team	BMW M1000 RR		1'29.892	1'29.834	1'29.834	0.976	0.028	178,129	42
13	95 T. MACKENZIE	GBR	MGM Optical Express Racing	Ducati Panigale V4R	IND	1'29.893	1'30.319	1'29.893	1.035	0.059	178,012	41
14	67 A. SURRA	ITA	Motocorsa Racing	Ducati Panigale V4R	IND	1'29.917	1'30.411	1'29.917	1.059	0.024	177,964	31
15	55 A. LOCATELLI	ITA	Pata Maxus Yamaha	Yamaha YZF R1		1'30.419	1'30.060	1'30.060	1.202	0.143	177,682	43
16	17 R. VICKERS	GBR	Honda HRC	Honda CBR1000RR-R SP		1'30.313	1'30.322	1'30.313	1.455	0.253	177,184	47
17	45 T. NAGASHIMA	JPN	Honda HRC	Honda CBR1000RR-R SP		1'30.560	1'30.320	1'30.320	1.462	0.007	177,170	42
18	62 S. MANZI	ITA	GYTR GRT Yamaha WorldSBK Team	Yamaha YZF R1		1'30.577	1'30.388	1'30.388	1.530	0.068	177,037	46
19	87 R. GARDNER	AUS	GYTR GRT Yamaha WorldSBK Team	Yamaha YZF R1		1'30.554	1'30.707	1'30.554	1.696	0.166	176,712	42
20	54 B. SOFUOGLU	TUR	Motocracing WorldSBK Team	Yamaha YZF R1	IND	1'31.050	1'30.786	1'30.786	1.928	0.232	176,261	33
21	13 M. RATO	ITA	Motocracing WorldSBK Team	Yamaha YZF R1	IND	1'31.612	1'31.839	1'31.612	2.754	0.826	174,671	44

20/02/2026

Clerk Of The Course: **Paul Hinds**

These data/results cannot be reproduced, stored and/or transmitted in whole or in part by any manner of electronic, mechanical, photocopying, recording, broadcasting or otherwise now known or herein after developed without the previous express consent by the copyright owner, except for reproduction in daily press and regular printed publications on sale to the public within 60 days of the event related to those data/results and always provided that copyright symbol appears together as follows below.

© DORNA WSBK ORGANIZATION Srl 2026

Australian Round, 20-22 February 2026

Best Sectors & Speed Free Practice 2nd Session

BEST LAP		
1	11 N. BULEGA	Ducati Panigale V4R 1'29.101
2	22 A. LOWES	bimota KB998 Rimini 1'29.354
3	47 A. BASSANI	bimota KB998 Rimini 1'29.468
4	19 A. BAUTISTA	Ducati Panigale V4R 1'29.482
5	34 L. BALDASSARRI	Ducati Panigale V4R 1'29.484
6	14 S. LOWES	Ducati Panigale V4R 1'29.558
7	5 Y. MONTELLA	Ducati Panigale V4R 1'29.582
8	7 I. LECUONA	Ducati Panigale V4R 1'29.657
9	31 G. GERLOFF	Kawasaki ZX-10RR 1'29.699
10	97 X. VIERGE	Yamaha YZF R1 1'29.806
11	9 D. PETRUCCI	BMW M 1000 RR 1'29.834
12	55 A. LOCATELLI	Yamaha YZF R1 1'30.060
13	88 M. OLIVEIRA	BMW M 1000 RR 1'30.294
14	95 T. MACKENZIE	Ducati Panigale V4R 1'30.319
15	45 T. NAGASHIMA	Honda CBR1000RR-R SP 1'30.320
16	17 R. VICKERS	Honda CBR1000RR-R SP 1'30.322
17	62 S. MANZI	Yamaha YZF R1 1'30.388
18	67 A. SURRA	Ducati Panigale V4R 1'30.411
19	87 R. GARDNER	Yamaha YZF R1 1'30.707
20	54 B. SOFUOGLU	Yamaha YZF R1 1'30.786
21	13 M. RATO	Yamaha YZF R1 1'31.839

SPEED		
1	11 N. BULEGA	Ducati Panigale V4R 320,1
2	7 I. LECUONA	Ducati Panigale V4R 318,2
3	45 T. NAGASHIMA	Honda CBR1000RR-R SP 317,2
4	97 X. VIERGE	Yamaha YZF R1 315,4
5	9 D. PETRUCCI	BMW M 1000 RR 315,4
6	5 Y. MONTELLA	Ducati Panigale V4R 315,4
7	95 T. MACKENZIE	Ducati Panigale V4R 315,4
8	31 G. GERLOFF	Kawasaki ZX-10RR 314,5
9	19 A. BAUTISTA	Ducati Panigale V4R 313,6
10	34 L. BALDASSARRI	Ducati Panigale V4R 313,6
11	88 M. OLIVEIRA	BMW M 1000 RR 313,6
12	55 A. LOCATELLI	Yamaha YZF R1 312,7
13	22 A. LOWES	bimota KB998 Rimini 312,7
14	67 A. SURRA	Ducati Panigale V4R 312,7
15	87 R. GARDNER	Yamaha YZF R1 311,8
16	62 S. MANZI	Yamaha YZF R1 311,8
17	17 R. VICKERS	Honda CBR1000RR-R SP 310,9
18	14 S. LOWES	Ducati Panigale V4R 310,9
19	54 B. SOFUOGLU	Yamaha YZF R1 310,9
20	47 A. BASSANI	bimota KB998 Rimini 310,0
21	13 M. RATO	Yamaha YZF R1 308,2

SEG. 1	
1	11 N. BULEGA 23.327
2	5 Y. MONTELLA 23.379
3	14 S. LOWES 23.448
4	19 A. BAUTISTA 23.464
5	22 A. LOWES 23.465
6	7 I. LECUONA 23.471
7	47 A. BASSANI 23.517
8	34 L. BALDASSARRI 23.528
9	97 X. VIERGE 23.536
10	9 D. PETRUCCI 23.559
11	31 G. GERLOFF 23.561
12	45 T. NAGASHIMA 23.592
13	88 M. OLIVEIRA 23.621
14	95 T. MACKENZIE 23.627
15	87 R. GARDNER 23.736
16	62 S. MANZI 23.760
17	67 A. SURRA 23.761
18	55 A. LOCATELLI 23.762
19	54 B. SOFUOGLU 23.821
20	17 R. VICKERS 23.837
21	13 M. RATO 24.043

SEG. 2	
1	47 A. BASSANI 23.515
2	11 N. BULEGA 23.543
3	22 A. LOWES 23.679
4	19 A. BAUTISTA 23.685
5	31 G. GERLOFF 23.686
6	34 L. BALDASSARRI 23.716
7	5 Y. MONTELLA 23.724
8	14 S. LOWES 23.743
9	7 I. LECUONA 23.745
10	17 R. VICKERS 23.795
11	55 A. LOCATELLI 23.824
12	67 A. SURRA 23.851
13	97 X. VIERGE 23.882
14	9 D. PETRUCCI 23.887
15	88 M. OLIVEIRA 23.893
16	62 S. MANZI 23.902
17	95 T. MACKENZIE 23.928
18	45 T. NAGASHIMA 23.949
19	54 B. SOFUOGLU 24.013
20	87 R. GARDNER 24.030
21	13 M. RATO 24.359

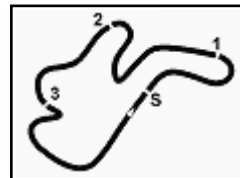
SEG. 3	
1	11 N. BULEGA 14.237
2	22 A. LOWES 14.267
3	14 S. LOWES 14.278
4	47 A. BASSANI 14.297
5	5 Y. MONTELLA 14.304
6	19 A. BAUTISTA 14.318
7	34 L. BALDASSARRI 14.335
8	7 I. LECUONA 14.339
9	31 G. GERLOFF 14.342
10	62 S. MANZI 14.410
11	97 X. VIERGE 14.414
12	87 R. GARDNER 14.443
13	55 A. LOCATELLI 14.453
14	67 A. SURRA 14.455
15	95 T. MACKENZIE 14.479
16	9 D. PETRUCCI 14.482
17	45 T. NAGASHIMA 14.494
18	88 M. OLIVEIRA 14.500
19	17 R. VICKERS 14.537
20	54 B. SOFUOGLU 14.539
21	13 M. RATO 14.653

SEG. 4	
1	11 N. BULEGA 27.787
2	34 L. BALDASSARRI 27.823
3	47 A. BASSANI 27.841
4	97 X. VIERGE 27.885
5	9 D. PETRUCCI 27.906
6	19 A. BAUTISTA 27.926
7	7 I. LECUONA 27.942
8	22 A. LOWES 27.943
9	14 S. LOWES 27.970
10	5 Y. MONTELLA 27.971
11	95 T. MACKENZIE 27.991
12	31 G. GERLOFF 28.021
13	55 A. LOCATELLI 28.021
14	88 M. OLIVEIRA 28.088
15	67 A. SURRA 28.130
16	62 S. MANZI 28.136
17	17 R. VICKERS 28.153
18	45 T. NAGASHIMA 28.161
19	54 B. SOFUOGLU 28.314
20	87 R. GARDNER 28.377
21	13 M. RATO 28.643

20/02/2026

These data/results cannot be reproduced, stored and/or transmitted in whole or in part by any manner of electronic, mechanical, photocopying, recording, broadcasting or otherwise now known or herein after developed without the previous express consent by the copyright owner, except for reproduction in daily press and regular printed publications on sale to the public within 60 days of the event related to those data/results and always provided that copyright symbol appears together as follows below.

© DORNA WSBK ORGANIZATION Srl 2026



Phillip Island 4.445 m

Australian Round, 20-22 February 2026

Ideal Times Free Practice 2nd Session

No.	Rider	Nat	Bike	Seg. 1	Seg. 2	Seg. 3	Seg. 4	Ideal Time		
				Diff. 1	Diff. 2	Diff. 3	Diff. 4	Best Lap	Pos.	Diff.
1	11 N. BULEGA	ITA	Ducati Panigale V4R	23.327 +0.041	23.543 +0.096	14.237 +0.004	27.787 +0.066	1'28.894 1'29.101	1	0.207
2	47 A. BASSANI	ITA	bimota KB998 Rimini	23.517 +0.041	23.515 +0.145	14.297 +0.112	27.841	1'29.170 1'29.468	3	0.298
3	22 A. LOWES	GBR	bimota KB998 Rimini	23.465	23.679	14.267	27.943	1'29.354 1'29.354	2	
4	5 Y. MONTELLA	ITA	Ducati Panigale V4R	23.379	23.724 +0.111	14.304 +0.086	27.971 +0.007	1'29.378 1'29.582	7	0.204
5	19 A. BAUTISTA	ESP	Ducati Panigale V4R	23.464	23.685	14.318	27.926 +0.089	1'29.393 1'29.482	4	0.089
6	34 L. BALDASSARRI	ITA	Ducati Panigale V4R	23.528 +0.052	23.716 +0.010	14.335 +0.020	27.823	1'29.402 1'29.484	5	0.082
7	14 S. LOWES	GBR	Ducati Panigale V4R	23.448 +0.021	23.743 +0.019	14.278 +0.053	27.970 +0.026	1'29.439 1'29.558	6	0.119
8	7 I. LECUONA	ESP	Ducati Panigale V4R	23.471	23.745 +0.057	14.339	27.942 +0.103	1'29.497 1'29.657	8	0.160
9	31 G. GERLOFF	USA	Kawasaki ZX-10RR	23.561 +0.024	23.686 +0.025	14.342 +0.040	28.021	1'29.610 1'29.699	9	0.089
10	97 X. VIERGE	ESP	Yamaha YZF R1	23.536 +0.041	23.882	14.414 +0.019	27.885 +0.029	1'29.717 1'29.806	10	0.089
11	9 D. PETRUCCI	ITA	BMW M 1000 RR	23.559	23.887	14.482	27.906	1'29.834 1'29.834	11	
12	95 T. MACKENZIE	GBR	Ducati Panigale V4R	23.627 +0.093	23.928 +0.110	14.479 +0.091	27.991	1'30.025 1'30.319	14	0.294
13	55 A. LOCATELLI	ITA	Yamaha YZF R1	23.762	23.824	14.453	28.021	1'30.060 1'30.060	12	
14	88 M. OLIVEIRA	POR	BMW M 1000 RR	23.621 +0.131	23.893	14.500 +0.061	28.088	1'30.102 1'30.294	13	0.192
15	45 T. NAGASHIMA	JPN	Honda CBR1000RR-R SP	23.592	23.949	14.494 +0.058	28.161 +0.066	1'30.196 1'30.320	15	0.124
16	67 A. SURRA	ITA	Ducati Panigale V4R	23.761 +0.079	23.851 +0.042	14.455	28.130 +0.093	1'30.197 1'30.411	18	0.214
17	62 S. MANZI	ITA	Yamaha YZF R1	23.760 +0.083	23.902 +0.065	14.410 +0.032	28.136	1'30.208 1'30.388	17	0.180
18	17 R. VICKERS	GBR	Honda CBR1000RR-R SP	23.837	23.795	14.537	28.153	1'30.322 1'30.322	16	
19	87 R. GARDNER	AUS	Yamaha YZF R1	23.736 +0.021	24.030 +0.073	14.443 +0.027	28.377	1'30.586 1'30.707	19	0.121
20	54 B. SOFUOGLU	TUR	Yamaha YZF R1	23.821	24.013	14.539 +0.099	28.314	1'30.687 1'30.786	20	0.099
21	13 M. RATO	ITA	Yamaha YZF R1	24.043 +0.063	24.359	14.653 +0.078	28.643	1'31.698 1'31.839	21	0.141
Overall Ideal Time				23.327	23.515	14.237	27.787	1'28.866		

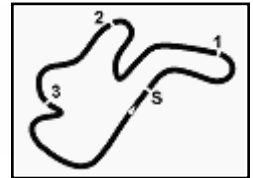
20/02/2026

These data/results cannot be reproduced, stored and/or transmitted in whole or in part by any manner of electronic, mechanical, photocopying, recording, broadcasting or otherwise now known or herein after developed without the previous express consent by the copyright owner, except for reproduction in daily press and regular printed publications on sale to the public within 60 days of the event related to those data/results and always provided that copyright symbol appears together as follows below.

© DORNA WSBK ORGANIZATION Srl 2026

FICR PERUGIA TIMING





Phillip Island 4.445 m

Australian Round, 20-22 February 2026

Chronological Analysis Free Practice 2nd Session

3 / 5

5	23.739	23.993	14.576	28.326	1'30.634	312,7	16:07'53.634	16	23.988	24.042	14.578	28.251	1'30.859	303,9	16:35'28.471				
6	23.775	24.098	14.561	28.311	1'30.745	310,9	16:09'24.379	17	23.922	24.132	14.696	28.412	1'31.162	309,1	16:36'59.633				
7	23.862	24.066	14.545	28.423	1'30.896	310,0	16:10'55.275	18	24.008	24.072	14.693	28.275	1'31.048	309,1	16:38'30.681				
8	23.974	24.179	14.664	28.325	1'31.142	311,8	16:12'26.417	19	24.465	24.145	14.497	5'32.952	6'36.059P	308,2	16:45'06.740				
9	23.833	24.086	14.538	28.459	1'30.916	306,5	16:13'57.333	20	30.433	25.548	15.015	29.847	1'40.843P		16:46'47.583				
10	23.884	24.166	14.756	12'15.616	13'18.422P	304,7	16:27'15.755	21	23.762	23.824	14.453	28.021	1'30.060	310,0	16:48'17.643				
11	35.928	26.473	14.930	32.742	1'50.073P		16:29'05.828	22	23.816	23.952	14.544	28.149	1'30.461	308,2	16:49'48.104				
12	23.871	24.196	14.580	28.164	1'30.811	310,9	16:30'36.639	23	23.788	23.950	14.473	28.138	1'30.349	308,2	16:51'18.453				
13	23.784	26.227	14.811	28.458	1'33.280	312,7	16:32'09.919	13°								88 M. OLIVEIRA (1'30.294)			
14	25.485	24.470	14.702	28.426	1'33.083C	310,9	16:33'43.002	Lap	Seg.1	Seg.2	Seg.3	Seg.4	Lap Time	km/h	Local Time				
15	23.956	24.148	14.625	28.238	1'30.967	307,3	16:35'13.969	1	32.738	25.639	15.380	29.255	1'43.012P		16:00'45.959				
16	23.872	24.078	14.575	5'51.722	6'54.247P	307,3	16:42'08.216	2	24.231	24.349	14.792	28.806	1'32.178	310,9	16:02'28.971				
17	30.298	24.651	14.678	29.601	1'39.228P		16:43'47.444	3	23.891	24.047	14.560	28.272	1'30.770	311,8	16:05'31.919				
18	23.569	23.931	14.453	27.885	1'29.838	314,5	16:45'17.282	4	23.706	23.986	14.559	28.118	1'30.369	312,7	16:07'02.288				
19	23.536	23.889	14.414	28.063	1'29.902	311,8	16:46'47.184	5	23.629	23.974	14.595	28.177	1'30.375	312,7	16:08'32.663				
20	23.733	26.728	16.510	34.031	1'41.002	311,8	16:48'28.186	6	24.923	25.861	14.889	4'46.223	5'51.896P	312,7	16:14'24.559				
21	23.633	23.955	14.575	29.022	1'31.185	312,7	16:49'59.371	7	31.984	24.886	15.042	28.574	1'40.486P		16:16'05.045				
22	23.577	23.882	14.433	27.914	1'29.806	315,4	16:51'29.177	8	23.814	24.035	14.500	29.062	1'31.411C	311,8	16:17'36.456				

11°							
9 D. PETRUCCI (1'29.834)							
Lap	Seg.1	Seg.2	Seg.3	Seg.4	Lap Time	km/h	Local Time
							16:00'16.117
1	35.491	26.356	16.995	32.076	1'50.918P		16:02'07.035
2	24.047	24.127	14.654	28.426	1'31.254	305,6	16:03'38.289
3	23.914	24.209	14.668	28.473	1'31.264	305,6	16:05'09.553
4	25.559	25.209	14.774	28.814	1'34.356	305,6	16:06'43.909
5	23.854	23.982	14.525	28.345	1'30.706	310,0	16:08'14.615
6	23.701	26.169	15.296	28.689	1'33.855C	309,1	16:09'48.470
7	23.676	23.998	14.482	28.233	1'30.389	309,1	16:11'18.859
8	23.692	24.026	14.528	28.277	1'30.523	310,9	16:12'49.382
9	25.980	25.835	15.880	29.371	1'37.066	310,0	16:14'26.448
10	23.748	24.016	14.607	28.325	1'30.696	310,9	16:15'57.144
11	26.615	27.277	14.985	32.973	1'41.850C	306,5	16:17'38.994
12	29.476	29.045	17.437	9'42.454	10'58.412P	231,2	16:28'37.406
13	32.259	24.756	14.628	28.239	1'39.882P		16:30'17.288
14	23.559	23.887	14.482	27.906	1'29.834	313,6	16:31'47.122
15	23.755	23.920	14.575	28.237	1'30.487	315,4	16:33'17.609
16	25.571	26.837	16.272	29.077	1'37.757C	307,3	16:34'55.366
17	25.784	27.665	15.530	28.728	1'37.707	306,5	16:36'33.073
18	23.897	24.125	14.642	28.209	1'30.873	306,5	16:38'03.946
19	23.868	24.042	14.645	28.225	1'30.780	307,3	16:39'34.726
20	23.822	24.147	14.612	28.272	1'30.853	307,3	16:41'05.579
21	26.256	28.006	17.163	5'13.089	6'24.514P	308,2	16:47'30.093
22	33.155	27.514	16.313	30.339	1'47.321CP		16:49'17.414
23	23.834	24.073	14.654	28.164	1'30.725	308,2	16:50'48.139

12°							
55 A. LOCATELLI (1'30.060)							
Lap	Seg.1	Seg.2	Seg.3	Seg.4	Lap Time	km/h	Local Time
							16:00'35.432
1	36.446	26.180	15.067	29.195	1'46.888P		16:02'22.320
2	23.963	24.043	14.757	28.751	1'31.514	310,0	16:03'53.834
3	23.787	23.983	14.579	28.207	1'30.556	311,8	16:05'24.390
4	23.834	23.981	14.513	28.148	1'30.476	310,0	16:06'54.866
5	23.955	24.013	14.612	28.351	1'30.931	310,0	16:08'25.797
6	23.929	24.330	14.690	28.272	1'31.221	307,3	16:09'57.018
7	23.824	24.002	14.652	28.333	1'30.811	309,1	16:11'27.829
8	23.838	24.048	14.713	28.473	1'31.072	310,0	16:12'58.901
9	23.925	24.069	14.615	28.397	1'31.006	307,3	16:14'29.907
10	24.011	24.127	14.630	28.408	1'31.176	309,1	16:16'01.083
11	24.311	25.080	14.993	10'33.353	11'37.737P	305,6	16:27'38.820
12	35.447	24.560	15.980	28.476	1'44.463P		16:29'23.283
13	23.805	24.027	14.545	28.258	1'30.635	312,7	16:30'53.918
14	23.888	24.052	14.606	28.321	1'30.867	306,5	16:32'24.785
15	24.433	25.412	14.673	28.309	1'32.827C	307,3	16:33'57.612

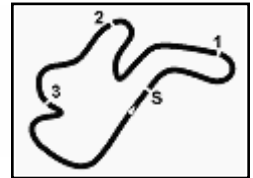
14°							
95 T. MACKENZIE (1'30.319)							
Lap	Seg.1	Seg.2	Seg.3	Seg.4	Lap Time	km/h	Local Time
							16:00'30.063
1	32.434	27.193	15.603	29.707	1'44.937P		16:02'15.000
2	24.424	24.512	14.843	28.560	1'32.339	304,7	16:03'47.339
3	24.026	24.142	14.550	28.348	1'31.066	306,5	16:05'18.405
4	24.007	24.077	14.598	28.271	1'30.953	306,5	16:06'49.358
5	23.947	24.042	14.657	28.272	1'30.918	308,2	16:08'20.276
6	23.884	29.393	16.824	14'05.404	15'15.505CP	307,3	16:23'35.781
7	34.625	24.870	14.787	28.482	1'42.764P		16:25'18.545
8	23.868	24.007	14.580	28.391	1'30.846	304,7	16:26'49.391
9	23.824	24.059	14.659	28.311	1'30.853	305,6	16:28'20.244
10	23.851	23.986	14.661	28.176	1'30.674	305,6	16:29'50.918
11	28.352	25.172	15.215	6'58.193	8'06.932P	308,2	16:37'57.850
12	34.557	29.511	18.823	36.398	1'59.289P		16:39'57.139
13	23.999	24.146	14.502	28.157	1'30.804	313,6	16:41'27.943
14	23.627	24.014	14.479	28.380	1'30.500	314,5	16:42'58.443
15	23.942	23.934	14.606	28.193	1'30.675	306,5	16:44'29.118
16	23.717	23.928	14.542	28.145	1'30.332	310,0	16:45'59.450
17	23.910	23.932	19.116	29.314	1'36.272	309,1	16:47'35.722
18	23.699	23.976	14.557	28.590	1'30.822	315,4	16:49'06.544
19	23.862	24.063	14.852	28.558	1'31.335	313,6	16:50'37.879
20	23.720	24.038	14.570	27.991	1'30.319	310,0	16:52'08.198

15°							
45 T. NAGASHIMA (1'30.320)							
Lap	Seg.1	Seg.2	Seg.3	Seg.4	Lap Time	km/h	Local Time

20/02/2026 P = Pits In/Out - C = Lap Time Cancelled

These data/results cannot be reproduced, stored and/or transmitted in whole or in part by any manner of electronic, mechanical, photocopying, recording, broadcasting or otherwise now known or herein after developed without the previous express consent by the copyright owner, except for reproduction in daily press and regular printed publications on sale to the public within 60 days of the event related to those data/results and always provided that copyright symbol appears together as follows below.

© DORNA WSBK ORGANIZATION Srl 2026



Phillip Island 4.445 m

Australian Round, 20-22 February 2026 Chronological Analysis Free Practice 2nd Session

4 / 5

Lap	Seg1	Seg2	Seg3	Seg4	Lap Time	km/h	Local Time
1	30.924	25.119	14.844	28.335	1'39.222P		16:00'13.516
2	24.086	24.189	14.662	28.468	1'31.405	309,1	16:01'52.738
3	23.858	24.251	14.741	29.801	1'32.651	307,3	16:03'24.143
4	23.750	24.273	14.651	28.273	1'30.947	311,8	16:04'56.794
5	24.107	24.424	14.686	28.274	1'31.491	304,7	16:06'27.741
6	24.238	24.106	14.808	28.433	1'31.585	294,0	16:07'59.232
7	24.595	26.652	15.780	12'39.387	13'46.414P	303,0	16:09'30.817
8	33.320	24.616	14.848	28.840	1'41.624P		16:23'17.231
9	24.343	24.572	14.946	28.733	1'32.594	298,8	16:24'58.855
10	24.006	24.110	14.727	28.528	1'31.371	303,0	16:26'31.449
11	24.097	26.699	14.895	28.522	1'34.213	304,7	16:28'02.820
12	24.025	24.201	14.808	28.491	1'31.525	303,9	16:29'37.033
13	23.981	24.418	14.833	28.752	1'31.984	303,9	16:31'08.558
14	27.331	25.788	15.806	7'26.196	8'35.121CP	303,0	16:32'40.542
15	32.487	25.944	14.824	30.196	1'43.451P		16:41'15.663
16	24.011	24.288	14.715	28.271	1'31.285	308,2	16:42'59.114
17	23.795	23.979	14.591	28.236	1'30.601	310,0	16:44'30.399
18	23.901	24.001	14.494	28.161	1'30.557	296,4	16:46'01.000
19	23.739	25.467	14.898	31.745	1'35.849	310,9	16:47'31.557
20	23.908	24.091	14.627	29.567	1'32.193	312,7	16:49'07.406
21	23.592	23.949	14.552	28.227	1'30.320	317,2	16:50'39.599
							16:52'09.919

16° 17 R. VICKERS [1'30.322]							
Lap	Seg1	Seg2	Seg3	Seg4	Lap Time	km/h	Local Time
							16:00'07.373
1	30.770	24.819	14.971	28.749	1'39.309P		16:01'46.682
2	24.105	24.064	14.667	28.362	1'31.198	307,3	16:03'17.880
3	23.924	23.976	14.730	28.420	1'31.050	308,2	16:04'48.930
4	23.993	24.541	14.698	28.492	1'31.724	309,1	16:06'20.654
5	23.924	24.187	14.730	28.422	1'31.263	310,9	16:07'51.917
6	24.040	24.057	14.789	28.457	1'31.343	307,3	16:09'23.260
7	24.035	24.129	14.787	28.655	1'31.606	307,3	16:10'54.866
8	24.161	24.051	14.828	28.516	1'31.556	306,5	16:12'26.422
9	24.193	24.094	14.634	28.430	1'31.351	303,0	16:13'57.773
10	24.093	24.090	14.626	28.532	1'31.341	308,2	16:15'29.114
11	25.200	25.837	15.318	6'55.191	8'01.546P	303,0	16:23'30.660
12	37.710	28.379	14.781	28.611	1'49.481P		16:25'20.141
13	24.028	24.066	14.640	28.512	1'31.246	303,9	16:26'51.387
14	23.932	24.024	14.943	28.523	1'31.422	305,6	16:28'22.809
15	24.126	24.047	14.769	28.572	1'31.514	306,5	16:29'54.323
16	23.909	23.964	14.708	28.336	1'30.917	310,0	16:31'25.240
17	23.998	24.069	14.693	28.496	1'31.256	307,3	16:32'56.496
18	24.035	24.062	14.724	28.353	1'31.174C	306,5	16:34'27.670
19	23.876	24.081	14.687	28.507	1'31.151	307,3	16:35'58.821
20	25.256	25.852	14.854	1'20.916	2'26.878P	305,6	16:38'25.699
21	32.702	26.850	14.883	28.540	1'42.975P		16:40'08.674
22	24.012	24.004	14.649	28.297	1'30.962	305,6	16:41'39.636
23	32.265	25.060	14.824	28.475	1'40.624	307,3	16:43'20.260
24	23.863	23.861	14.655	28.204	1'30.583	307,3	16:44'50.843
25	23.894	23.948	14.656	28.373	1'30.871	303,9	16:46'21.714
26	23.953	23.883	14.760	28.341	1'30.937	306,5	16:47'52.651
27	28.853	33.553	15.567	28.592	1'46.565	304,7	16:49'39.216
28	23.837	23.795	14.537	28.153	1'30.322	307,3	16:51'09.538

18° 67 A. SURRA [1'30.411]							
Lap	Seg1	Seg2	Seg3	Seg4	Lap Time	km/h	Local Time
							16:00'14.448
1	38.327	26.503	16.354	35.703	1'56.887P		16:02'11.335
2	24.053	23.975	14.547	28.321	1'30.896	310,9	16:03'42.231
3	24.068	30.024	15.081	28.264	1'37.437	309,1	16:05'19.668
4	23.840	23.893	14.455	28.223	1'30.411	309,1	16:06'50.079
5	23.843	23.851	14.547	28.290	1'30.531	310,9	16:08'20.610
6	23.784	28.504	14.912	28.162	1'35.362C	310,9	16:09'55.972
7	23.761	24.176	14.556	28.130	1'30.623	312,7	16:11'26.595
8	23.782	54.311	16.864	24'37.320	26'12.277P	311,8	16:37'38.872
9	33.419	25.488	14.906	30.646	1'44.459P		16:39'23.331
10	23.999	23.942	14.633	28.438	1'31.012	311,8	16:40'54.343
11	24.397	24.170	14.831	3'50.767	4'54.165P	308,2	16:45'48.508
12	30.654	32.764	15.066	28.132	1'46.616P		16:47'35.124
13	24.001	23.894	14.843	28.367	1'31.105	310,9	16:49'06.229
14	24.039	23.965	14.664	28.350	1'31.018	307,3	16:50'37.247
15	23.884	23.989	14.646	28.325	1'30.844	307,3	16:52'08.091

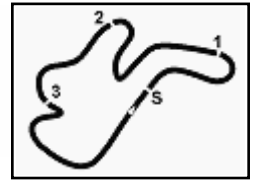
19° 87 R. GARDNER [1'30.707]							
Lap	Seg1	Seg2	Seg3	Seg4	Lap Time	km/h	Local Time
							16:00'12.096
1	30.839	25.867	15.026	28.862	1'40.594P		16:01'52.690
2	24.328	25.669	14.750	28.676	1'33.423	306,5	16:03'26.113
3	24.017	24.261	14.701	28.381	1'31.360	309,1	16:04'57.473
4	23.874	24.223	14.672	28.655	1'31.424	311,8	16:06'28.897
5	23.922	24.241	14.629	28.541	1'31.333	310,9	16:08'00.230
6	26.011	25.788	15.143	15'07.593	16'14.535P	307,3	16:24'14.765
7	33.623	26.685	15.574	29.529	1'45.411P		16:26'00.176
8	23.873	25.099	14.983	28.746	1'32.701	302,2	16:27'32.877
9	23.736	24.030	14.443	28.580	1'30.789	307,3	16:29'03.666
10	23.757	24.103	14.470	28.377	1'30.707	307,3	16:30'34.373
11	23.787	24.105	14.613	28.682	1'31.187	309,1	16:32'05.560
12	30.134	24.834	14.734	28.658	1'38.360C	303,0	16:33'43.920
13	23.861	24.138	14.515	28.417	1'30.931	306,5	16:35'14.851
14	23.778	24.142	14.555	28.536	1'31.011	309,1	16:36'45.862
15	26.586	26.205	15.345	30.646	1'38.782	306,5	16:38'24.644
16	23.856	24.391	14.655	28.684	1'31.586	305,6	16:39'56.230
17	23.904	24.120	14.595	28.516	1'31.135	303,9	16:41'27.365
18	23.863	24.102	14.650	28.470	1'31.085	309,1	16:42'58.450
19	26.062	26.447	14.957	28.854	1'36.320	308,2	16:44'34.770
20	24.005	24.306	15.378	30.162	1'33.851	307,3	16:46'08.621
21	23.987	24.391	14.722	28.702	1'31.802	306,5	16:47'40.423
22	23.952	28.083	15.056	30.365	1'37.456C	306,5	16:49'17.879
23	23.809	24.340	14.735	28.745	1'31.629	310,0	16:50'49.508

17° 62 S. MANZI [1'30.388]							
Lap	Seg1	Seg2	Seg3	Seg4	Lap Time	km/h	Local Time
							16:00'12.016
1	32.339	25.346	14.983	28.644	1'41.312P		16:01'53.328
2	24.123	24.353	14.486	28.326	1'31.288	310,0	16:03'24.616
3	24.089	24.212	14.614	28.403	1'31.318	309,1	16:04'55.934
4	24.150	24.258	14.643	28.537	1'31.588	306,5	16:06'27.522
5	24.256	24.314	14.660	28.413	1'31.643	306,5	16:07'59.165
6	28.455	25.525	14.857	28.925	1'37.762	307,3	16:09'36.927

20/02/2026 P = Pits In/Out - C = Lap Time Cancelled

These data/results cannot be reproduced, stored and/or transmitted in whole or in part by any manner of electronic, mechanical, photocopying, recording, broadcasting or otherwise now known or herein after developed without the previous express consent by the copyright owner, except for reproduction in daily press and regular printed publications on sale to the public within 60 days of the event related to those data/results and always provided that copyright symbol appears together as follows below.

© DORNA WSBK ORGANIZATION Srl 2026



Australian Round, 20-22 February 2026

Chronological Analysis Free Practice 2nd Session

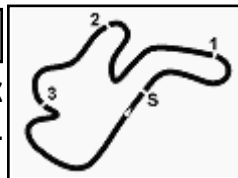
20° 54 B. SOFUOGLU [1'30.786]							
Lap	Seg.1	Seg.2	Seg.3	Seg.4	Lap Time	km/h	Local Time
1	31.348	25.582	14.866	28.678	1'40.474P		16:00'13.366
2	24.146	24.226	14.539	28.454	1'31.365	308,2	16:03'25.205
3	24.095	24.096	14.559	28.413	1'31.163	308,2	16:04'56.368
4	24.109	24.231	14.552	28.471	1'31.363	310,0	16:06'27.731
5	24.333	24.448	14.685	28.768	1'32.234	300,5	16:07'59.965
6	24.010	52.630	16.269	14'33.785	16'06.694CP	310,0	16:24'06.659
7	32.245	25.554	15.703	29.237	1'42.739P		16:25'49.398
8	24.153	24.235	14.718	28.664	1'31.770	304,7	16:27'21.168
9	24.119	24.030	14.673	28.561	1'31.383	304,7	16:28'52.551
10	23.970	24.165	14.610	28.474	1'31.219	304,7	16:30'23.770
11	26.730	25.241	15.274	10'37.260	11'44.505P	306,5	16:42'08.275
12	30.957	24.542	14.687	29.643	1'39.829P		16:43'48.104
13	23.821	24.013	14.638	28.314	1'30.786	310,9	16:45'18.890
14	24.569	27.093	15.191	29.040	1'35.893	308,2	16:46'54.783
15	24.118	24.113	14.686	28.579	1'31.496	307,3	16:48'26.279
16	27.657	25.188	14.881	28.742	1'36.468	306,5	16:50'02.747
17	23.992	25.427	14.984	28.676	1'33.079	309,1	16:51'35.826

21° 13 M. RATO [1'31.839]							
Lap	Seg.1	Seg.2	Seg.3	Seg.4	Lap Time	km/h	Local Time
1	29.877	24.764	14.895	28.939	1'38.475P		16:00'03.298
2	24.370	24.554	14.957	28.879	1'32.760	302,2	16:03'14.533
3	24.367	24.653	14.813	28.914	1'32.747	302,2	16:04'47.280
4	24.351	24.501	14.752	28.829	1'32.433	303,9	16:06'19.713
5	24.106	24.359	14.731	28.643	1'31.839	302,2	16:07'51.552
6	26.546	24.626	15.350	8'04.624	9'11.146P	302,2	16:17'02.698
7	31.969	26.507	16.344	4'47.225	6'02.045P		16:23'04.743
8	30.257	25.037	14.908	28.949	1'39.151P		16:24'43.894
9	24.398	24.487	14.812	28.884	1'32.581	298,0	16:26'16.475
10	24.294	24.496	14.735	28.757	1'32.282	299,7	16:27'48.757
11	24.281	27.613	14.676	28.656	1'35.226	299,7	16:29'23.983
12	24.043	24.427	14.779	28.686	1'31.935	307,3	16:30'55.918
13	24.241	24.467	14.653	28.649	1'32.010	303,9	16:32'27.928
14	26.180	24.390	14.827	28.697	1'34.094C	303,9	16:34'02.022
15	24.184	24.562	14.827	28.817	1'32.390	308,2	16:35'34.412
16	24.251	24.563	14.797	28.949	1'32.560	303,0	16:37'06.972
17	24.388	24.670	14.894	28.960	1'32.912	302,2	16:38'39.884
18	24.329	24.761	14.784	28.966	1'32.840	301,3	16:40'12.724
19	24.366	24.690	14.844	28.949	1'32.849	301,3	16:41'45.573
20	24.272	24.844	14.868	28.968	1'32.952	301,3	16:43'18.525
21	24.363	25.859	14.881	29.023	1'34.126	301,3	16:44'52.651
22	24.324	24.771	14.921	28.952	1'32.968	302,2	16:46'25.619
23	24.343	25.864	15.030	28.906	1'34.143	302,2	16:47'59.762
24	24.365	24.836	14.834	28.987	1'33.022	301,3	16:49'32.784
25	24.380	24.609	14.904	28.843	1'32.736	299,7	16:51'05.520

20/02/2026 P = Pits In/Out - C = Lap Time Cancelled

These data/results cannot be reproduced, stored and/or transmitted in whole or in part by any manner of electronic, mechanical, photocopying, recording, broadcasting or otherwise now known or herein after developed without the previous express consent by the copyright owner, except for reproduction in daily press and regular printed publications on sale to the public within 60 days of the event related to those data/results and always provided that copyright symbol appears together as follows below.

© DORNA WSBK ORGANIZATION Srl 2026



Phillip Island 4.445 m

Australian Round, 20-22 February 2026

Best Laps & Speeds

No.	Rider Bike	Nat	Best Lap		FP1		FP2							
			LL	SPD	LL	SPD	LL	SPD						
1	11 N. BULEGA Ducati Panigale V4R	ITA	1'28.858 46 320,1		1'28.858 21 314,5		1'29.101 25 320,1							
2	22 A. LOWES bimota KB998 Rimini	GBR	1'29.354 43 312,7		1'29.615 20 310,0		1'29.354 23 312,7							
3	14 S. LOWES Ducati Panigale V4R	GBR	1'29.382 33 310,9		1'29.382 20 310,9		1'29.558 13 310,9							
4	47 A. BASSANI bimota KB998 Rimini	ITA	1'29.468 44 310,0		1'29.547 19 310,0		1'29.468 25 310,0							
5	19 A. BAUTISTA Ducati Panigale V4R	ESP	1'29.482 46 314,5		1'29.710 21 314,5		1'29.482 25 313,6							
6	34 L. BALDASSARRI Ducati Panigale V4R	ITA	1'29.484 49 313,6		1'29.669 24 310,9		1'29.484 25 313,6							
7	5 Y. MONTELLA Ducati Panigale V4R	ITA	1'29.561 43 315,4		1'29.561 18 314,5		1'29.582 25 315,4							
8	7 I. LECUONA Ducati Panigale V4R	ESP	1'29.657 49 318,2		1'29.759 24 316,3		1'29.657 25 318,2							
9	31 G. GERLOFF Kawasaki ZX-10RR	USA	1'29.692 44 318,2		1'29.692 18 318,2		1'29.699 26 314,5							
10	88 M. OLIVEIRA BMW M 1000 RR	POR	1'29.746 45 315,4		1'29.746 21 315,4		1'30.294 24 313,6							
11	97 X. VIERGE Yamaha YZF R1	ESP	1'29.806 43 318,2		1'29.809 21 318,2		1'29.806 22 315,4							
12	9 D. PETRUCCI BMW M 1000 RR	ITA	1'29.834 42 315,4		1'29.892 19 315,4		1'29.834 23 315,4							
13	95 T. MACKENZIE Ducati Panigale V4R	GBR	1'29.893 41 318,2		1'29.893 21 318,2		1'30.319 20 315,4							
14	67 A. SURRA Ducati Panigale V4R	ITA	1'29.917 31 313,6		1'29.917 16 313,6		1'30.411 15 312,7							
15	55 A. LOCATELLI Yamaha YZF R1	ITA	1'30.060 43 312,7		1'30.419 20 311,8		1'30.060 23 312,7							
16	17 R. VICKERS Honda CBR1000RR-R SP	GBR	1'30.313 47 312,7		1'30.313 19 312,7		1'30.322 28 310,9							
17	45 T. NAGASHIMA Honda CBR1000RR-R SP	JPN	1'30.320 42 317,2		1'30.560 21 312,7		1'30.320 21 317,2							
18	62 S. MANZI Yamaha YZF R1	ITA	1'30.388 46 311,8		1'30.577 23 309,1		1'30.388 23 311,8							
19	87 R. GARDNER Yamaha YZF R1	AUS	1'30.554 42 313,6		1'30.554 19 313,6		1'30.707 23 311,8							
20	54 B. SOFUOGLU Yamaha YZF R1	TUR	1'30.786 33 310,9		1'31.050 16 310,0		1'30.786 17 310,9							
21	13 M. RATO Yamaha YZF R1	ITA	1'31.612 44 310,0		1'31.612 19 310,0		1'31.839 25 308,2							

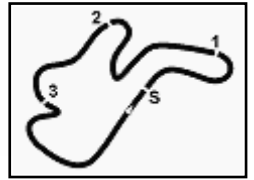
20/02/2026

These data/results cannot be reproduced, stored and/or transmitted in whole or in part by any manner of electronic, mechanical, photocopying, recording, broadcasting or otherwise now known or herein after developed without the previous express consent by the copyright owner, except for reproduction in daily press and regular printed publications on sale to the public within 60 days of the event related to those data/results and always provided that copyright symbol appears together as follows below.

© DORNA WSBK ORGANIZATION Srl 2026

FICR PERUGIA TIMING

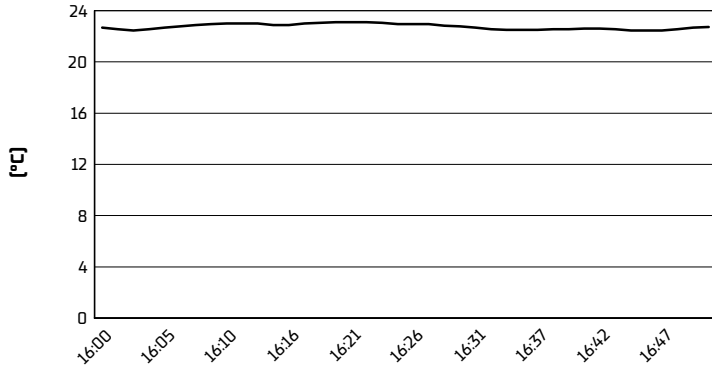




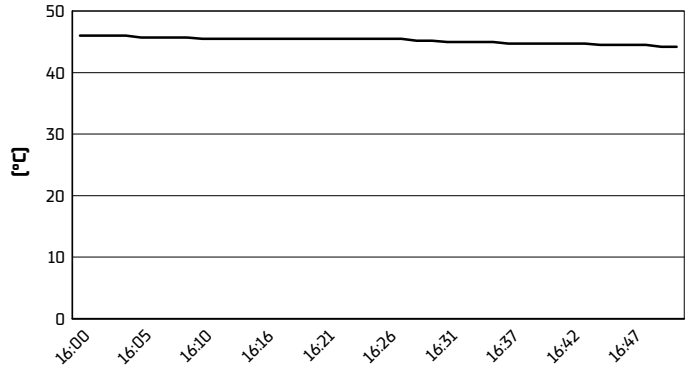
Phillip Island 4.445 m

Australian Round, 20-22 February 2026
Weather Report Free Practice 2nd Session
Session started 16:00 - Session ended 16:52

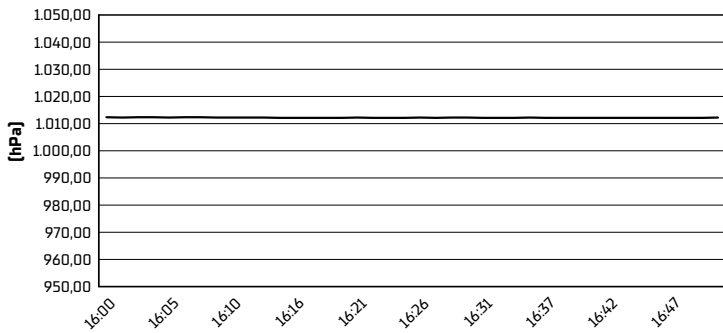
Air Temperature



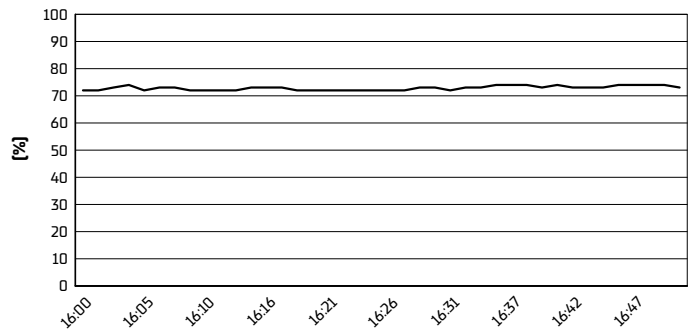
Track Temperature



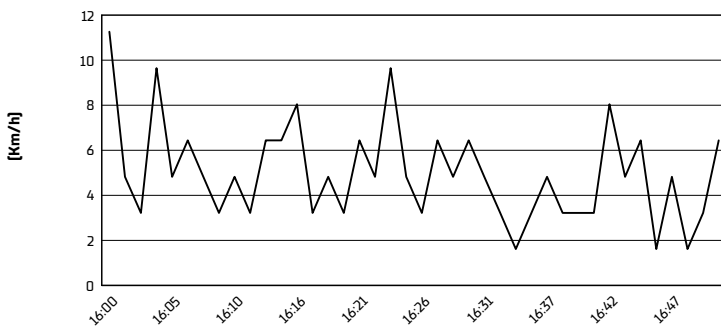
Air Pressure



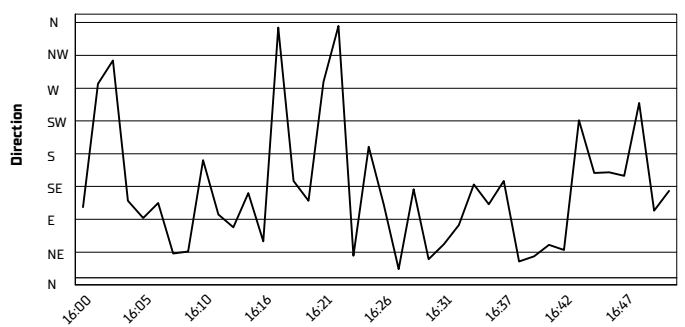
Humidity



Wind Speed



Wind Direction



20/02/2026

These data/results cannot be reproduced, stored and/or transmitted in whole or in part by any manner of electronic, mechanical, photocopying, recording, broadcasting or otherwise now known or herein after developed without the previous express consent by the copyright owner, except for reproduction in daily press and regular printed publications on sale to the public within 60 days of the event related to those data/results and always provided that copyright symbol appears together as follows below.

© DORNA WSBK ORGANIZATION Srl 2026